

Atlantic-E enclosures

Innovation built on experience



The right enclosure for your environment

Legrand's range of industrial enclosures has been designed to the highest specification, providing the user with much more than just a box.



Atlantic-E... as strong as steel

This new robust range of steel wall mounting enclosures is the latest addition to Legrand's extensive industrial product portfolio.

Each enclosure is supplied ready to use with removable plain mounting plate and can be used in conjunction with a variety of time-saving accessories, including: Cabstop plates for fast weatherproof cable entry, Lina 25 perforated plates to simplify fixing equipment in the enclosure, and ready to use chassis for the perfect integration of modular devices.

- Full range of 27 sizes (up to 1200 x 800 x 300 mm)
- Supplied complete with removable mounting plate
- IP 66 weatherproof seal
- IK 10 - maximum protection against mechanical impact
- Dual locks on larger sized enclosures (additional security)
- Optional mounting lugs for heavy loads



LEGRAND'S ENCLOSURE PORTFOLIO...

a multitude of enclosures with one common range of accessories

GRP



Marina GRP enclosures... ideal for saline atmospheres or other environments where metal would degrade.

PLASTIC



Plexo boxes... available with transparent or plain covers and with hinges or cover fixings. Plexo boxes can accept IP 2X terminals, DIN rail and mounting plates.

STEEL



NEW - Atlantic-E steel enclosures are suitable for non-corrosive commercial and industrial environments.

STAINLESS STEEL



Atlantic 304L grade stainless steel enclosures are ideally suited to the food industry.

Atlantic-E... ready and set for you to go




Weatherproof seal - polyurethane seal for greater reliability and total weatherproofing to IP 66 (or IP 55 with Cabstop plate).




Sectioned uprights - provide greater door strength and mounting holes for perforated cable ducting.



Double bar locks - ensure a totally weatherproof seal. Supplied with double bar key. Alternative locks available. (see p. 13).



Reversible door - easy to remove. With metal hinges for guaranteed strength. Opens to 130° for easier access inside the enclosure.



Mounting lugs - wall mounting lugs supplied with enclosure. Optional mounting lugs for heavy loads available. (see p. 11).



Removable plain mounting plate - provides maximum usable space and an easy method of fixing equipment directly. Optional perforated plates or ready to use chassis available. (see p. 12 - 13).



Removable cable entry plate - fully weatherproof polyurethane seals aligned with the base of the enclosure for a high quality finish. Can be equipped with cable glands or replaced with Cabstop plate for fast weatherproof cable entry.

Designed with the installer in mind

Save time on installation... each Atlantic-E enclosure is supplied ready to use with a removable plain mounting plate, cable entry plate, earth connection braid and mounting lugs.

Flexible and reliable... doors are easy to remove, are fully reversible if required, and offer a 130° opening for access inside the enclosure. Innovative design features provide greater strength and weatherproofing to ensure a long-lasting installation.




Atlantic-E... the foundation of the perfect installation



Transcab - perforated ducting for cable management and protection.

Modular chassis - ready to use chassis complete with uprights, crosspieces and front plates. For rapid installation of modular equipment and Viking 3 terminal blocks.





Mounting lugs for heavy loads
- set of 4 optional mounting
lugs for loads up to 300 kg.
(see p. 11).



Perforated plates - for fast
and simple direct fixing and
integration of equipment.

Optional features and fully compatible products extend your choices

With a wide selection of accessories and equipment available, Atlantic-E enclosures can easily be tailored to the specific requirements of each application.

Upgrade standard equipment such as the plain mounting plate to a perforated plate or modular chassis; choose optional mounting lugs for heavy duty loads up to 300 kg, or select a Cabstop plate for fast weatherproof cable entry.

Legrand's industrial portfolio encompasses a vast range of accessories for enclosures, including: Viking 3 terminal blocks, time clocks, transformers and Transcab cable ducting.

To find out more about Legrand's industrial product portfolio visit www.legrand.co.uk



Seamless integration with Legrand's extended family

With high quality products throughout its industrial portfolio, Legrand is in an unbeatable position... offering high quality, intergrated solutions designed to meet your needs whatever the budget or installation requirements.

- Lexic DIN rail mounted devices
- Viking 3 terminals
- CAB 3 marking systems
- Starfix ferrules and crimping tools
- P17 and Hypra plugs and sockets
- Prisinter load isolator sockets
- IP 55 and IP 66 combined units



Legrand - global strength built on local knowledge



Legrand is the global specialist in electrical and digital building infrastructures. Innovation is the driving force behind its development. With an increasing investment in research and development (circa 5% of sales) and more than 4,000 active patents, the Legrand Group is focused on maintaining a high rate of new product launches that present innovative solutions to the market.



Sustainable development



From design through to manufacturing, the Legrand Group selects materials and processes that respect people and the environment.

- Efficient and environmentally aware product design
- Product functions that help to avoid energy waste
- Management of manufacturing and logistics sites
- Integration of environmental concerns and ISO 14001 procedures at the Group's global sites.*



Legrand in the UK - powered by specialists

In the UK Legrand has developed a customer focused structure which harnesses the power of its market leading specialist brands including Bticino, Electrak and Zucchini to deliver innovative, integrated solutions for every phase of construction.

* 84% of sites are ISO 14001:2004 accredited including all UK sites.

Atlantic-E steel wall mounting enclosures and equipment

EXTERNAL DIMENSIONS (nominal)				STEEL ENCLOSURES RAL 7035	EQUIPMENT							
Shapes	H (mm)	W (mm)	D (mm)		Lina 12-5 perforated plates	Lina 25 perforated plates	Lina 25 sectioned uprights	Lina 25 crosspieces	Modular chassis	Roofs	Plinths	IP 55 Cabstop plates (direct mounting on cable entry of Atlantic enclosures)
	300	200	150	0399 30	0360 00	0360 07	0361 50	–	–	0365 55	–	–
	400	300	150	0399 34	0360 04	0360 12	0361 51	0367 80	–	0365 55	–	–
	500	400	150	0399 38	0360 09	0360 15	0361 52	0367 81	–	–	–	–
	400	300	200	0399 35	0360 04	0360 12	0361 51	0367 80	0361 01	0365 51	–	–
	500	400	200	0399 39	0360 09	0360 15	0361 52	0367 81	0361 02	0365 52	–	0364 95
	600	400	200	0399 42	0360 22	0360 16	0361 53	0367 81	–	0365 52	–	0364 95
	600	500	200	0399 44	0360 82	–	0361 53	0367 82	–	0365 59	–	0364 95
	700	500	200	0399 51	0360 31	0360 18	0361 54	0367 82	–	0365 59	–	0364 95
	800	600	200	0399 54	0360 33	0360 19	0361 55	0367 83	–	–	–	0364 95
	500	400	250	0399 40	0360 09	0360 15	0361 52	0367 81	–	0365 53	–	0364 95
	600	400	250	0399 43	0360 22	0360 16	0361 53	0367 81	0361 03	0365 53	–	0364 95
	600	500	250	0399 45	0360 82	–	0361 53	0367 82	–	0365 64	–	0364 95
	700	500	250	0399 52	0360 31	0360 18	0361 54	0367 82	0361 05	0365 64	–	0364 95
	800	600	250	0399 55	0360 33	0360 19	0361 55	0367 83	–	0365 54	–	0364 97
	1000	800	250	0399 64	0360 42	0360 21	0361 56	0367 84	–	–	–	0364 97
	800	600	300	0399 56	0360 33	0360 19	0361 55	0367 83	0361 06	0365 56	0363 00	0364 97
	1000	600	300	0399 63	0360 40	0360 23	0361 56	0367 83	–	0365 56	0363 00	0364 97
	1000	800	300	0399 65	0360 42	0360 21	0361 56	0367 84	0361 09	0365 57	0363 01	0364 97
1200	800	300	0399 69	0360 46	0360 87	0361 58	0367 84	0361 10	0365 57	0363 01	0364 97	
	300	300	150	0399 31	0360 02	0360 91	0361 50	0367 80	–	0365 55	–	–
	300	300	200	0399 32	0360 02	0360 91	0361 50	0367 80	–	0365 51	–	0364 94
	400	400	200	0399 36	0360 05	0360 92	0361 51	0367 81	–	0365 52	–	0364 95
	500	500	250	0399 41	0360 14	0360 93	0361 52	0367 82	–	0365 64	–	0364 95
	600	600	250	0399 46	0360 24	0360 17	0361 53	0367 83	–	0365 54	–	0364 97
	800	800	300	0399 59	0360 34	0360 20	0361 55	0367 84	–	0365 57	0363 01	0364 97
	300	400	200	0399 33	0360 04	0360 12	0361 50	0367 81	–	0365 52	–	0364 95
	400	600	250	0399 37	0360 22	0360 16	0361 51	0367 83	–	0365 54	–	0364 97



Wall mounting lugs (p. 11)

Atlantic-E steel wall mounting enclosures

IP 66 - IK 10



0399 30



0399 35



0399 43



0365 53



Technical characteristics (p. 14)

Pack	Cat. Nos.	Enclosures – grey RAL 7035			
		IP 66 - IK 10 according to IEC EN 60529 Supplied with : galvanized plain mounting plate (removable), earth connection braid and wall mounting lugs Reversible door Supplied with one double bar lock up to 500 x 500 x 250 mm and 2 double bar locks from 600 x 400 x 150 mm Removable cable entries plate Can be equipped with Cabstop plates Can be equipped with Lina 12-5 and Lina 25 perforated plates, sectioned uprights, DIN rail or chassis with insulating faceplates (p. 12) 80 µ thick textured polyester coating			
		Dimensions (mm)			Weight (kg)
		Height	Width	Depth	
1	0399 30	300	200	150	4.5
1	0399 31	300	300	150	4.7
1	0399 32	300	300	200	4.8
1	0399 33	300	400	200	6.7
1	0399 34	400	300	150	6.25
1	0399 35	400	300	200	6.7
1	0399 36	400	400	200	10.5
1	0399 37	400	600	250	13.5
1	0399 38	500	400	150	11
1	0399 39	500	400	200	11.5
1	0399 40	500	400	250	12
1	0399 41	500	500	150	12.5
1	0399 42	600	400	200	13
1	0399 43	600	400	250	13.5
1	0399 44	600	500	200	16
1	0399 45	600	500	250	16.5
1	0399 46	600	600	250	17
1	0399 51	700	500	200	20
1	0399 52	700	500	250	21
1	0399 54	800	600	200	27
1	0399 55	800	600	250	30
1	0399 56	800	600	300	31.7
1	0399 59	800	800	300	33.5
1	0399 63	1000	600	300	48
1	0399 64	1000	800	250	49.5
1	0399 65	1000	800	300	52
1	0399 69	1200	800	300	62

Pack	Cat. Nos.	Roofs – grey RAL 7035		
		Steel Possible adjustment ± 20 mm (front or back) For enclosures		
		Width (mm)	Depth (mm)	Weight (kg)
1	0365 51	300	200	1.2
1	0365 52	400	200	1.4
1	0365 53	400	250	1.8
1	0365 64	500	250	2
1	0365 54	600	250	2.5
1	0365 56	600	300	3
1	0365 57	800	300	3.6


Cabstop plates IP 55 – grey RAL 7035					
Open-work plates					
Cable entries consisting of a cable clamp providing the mechanical grip, and elastomer areas for weatherproofing					
Can be pierced using the cable (no tool required)					
Fits the cable perfectly					
Replacement of a cable possible					
Fire retardant polypropylene					
Supplied with :					
- locking caps for sealing a pierced entry providing IP 55 protection					
- cable release tool					
		Number of entries ø5 to 14 (mm)	Number of entries ø14 to 24 (mm)	Number of spare entries	Direct mounting on cable entry of Atlantic enclosure width (mm)
1	0364 95	13	1	1	400
1	0364 97	28	2	2	600-800-1200

Wall mounting lugs – grey RAL 7035	
	For heavy loads up to 300 kg Horizontal or vertical installation With a roof, horizontal installation only Zamak Supplied with cover Set of 4
1	0364 01

Plinths – anthracite grey RAL 7021							
	Height 200 mm Front and rear trap door						
For 300 mm deep enclosures							
	<table border="1"> <thead> <tr> <th>Enclosure width (mm)</th> <th>Weight (kg)</th> </tr> </thead> <tbody> <tr> <td>600</td> <td>6</td> </tr> <tr> <td>800</td> <td>6.7</td> </tr> </tbody> </table>	Enclosure width (mm)	Weight (kg)	600	6	800	6.7
Enclosure width (mm)	Weight (kg)						
600	6						
800	6.7						
1	0363 00						
1	0363 01						

equipment for Atlantic-E steel wall mounting enclosures

Lina plates, uprights and crosspieces



0360 31

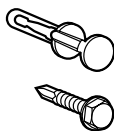


0360 18

Technical characteristics (p. 15)

Pack	Cat. Nos.	Lina 12·5 plates				
Galvanized steel						
With drilling for fixing equipment without marking						
Automatic bracket :						
- Ø6·5 mm for plastic rivet Cat. No. 0366 44 (trunking)						
- Ø3·3 mm for equipment with screw Cat. No. 0347 45						
Vertical mounting for enclosures			Horizontal mounting for enclosures			
		Height (mm)	Width (mm)	Weight (kg)	Height (mm)	Width (mm)
1	0360 00	300	200	0·4		
1	0360 02	300	300	0·6		
1	0360 04	300	400	0·8	400	300
1	0360 05	400	400	1·1		
1	0360 22	400	600	2·2	600	400
1	0360 09	500	400	1·5		
1	0360 14	500	500	1·85		
1	0360 24	600	600	3·7		
1	0360 33	600	800	5·2	800	600
1	0360 40	600	1000	6·8	1000	600
1	0360 31	700	500	3·7		
1	0360 34	800	800	7		
1	0360 42	800	1000	9·2	1000	800
1	0360 46	1200	800	11·1		

500	0366 44	For Lina 12·5 perforated plates Insulated plastic rivets Ø 6 mm for 6 mm holes
100	0347 45	Self piercing-tapping hex head screws 4·8 x 16 mm for Ø 3·3 mm holes



Lina 25 perforated plates			
Galvanized steel			
		For enclosures	
		Height x Width (mm)	
		Weight (kg)	
1	0360 07	300 x 200	0·4
1	0360 91	300 x 300	0·5
1	0360 12	400 x 300	0·6
1	0360 92	400 x 400	0·8
1	0360 15	500 x 400	0·9
1	0360 93	500 x 500	1·1
1	0360 16	600 x 400	1·3
1	0360 17	600 x 600	2·1
1	0360 18	700 x 500	2
1	0360 18	800 x 600	3·1
1	0360 20	800 x 800	4
1	0360 23	1000 x 600	3·7
1	0360 21	1000 x 800	4·9
1	0360 87	1200 x 800	7·1

Clip-nuts for perforated plates

Supplied without screw

1	0364 40	For M4 screws
1	0364 42	For M6 screws




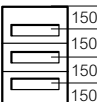
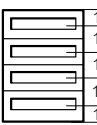



Pack	Cat. Nos.	Lina 25 sectioned uprights			
Set of 2 uprights					
		For enclosures height (mm)	Length (mm)	Profile	
5	0361 50	300	237		
5	0361 51	400	337		
5	0361 52	500	437		
5	0361 53	600	537		
5	0361 54	700	637		
5	0361 55	800	737		
5	0361 56	1000	937		
1	0361 58	1200	1137		
Crosspieces					
Ready to assemble (excluding fixings)					
For fixing onto uprights with clip nut Cat. No. 0364 42					
		For enclosures width (mm)	Crosspiece length (mm)	Profile	
10	0367 80	300	243		
10	0367 81	400	343		
10	0367 82	500	443		
10	0367 83	600	543		
10	0367 84	800	743		

equipment for Atlantic-E steel wall mounting enclosures

insulated modular chassis and locking accessories



0361 03

Pack	Cat. Nos.	Insulated modular chassis – grey RAL 7035
1	0361 01	<p>Separate ABS front plate per row Supplied in kit form with metal uprights and crosspieces Symmetrical rails  depth 15 mm Fixings supplied with enclosure For enclosures Height x width x Depth (mm) 400 x 300 x 200 30 modules (3 rows of 10) Supplied with 1 blanking plate</p> 
1	0361 02	<p>500 x 400 x 200 48 modules (3 rows of 16) Supplied with 1 blanking plate</p> 
1	0361 03	<p>600 x 400 x 250 48 modules (3 rows of 16) Supplied with 1 blanking plate</p> 
1	0361 05	<p>700 x 500 x 250 84 modules (4 rows of 21) Supplied with 1 blanking plate</p> 
1	0361 06	<p>800 x 600 x 300 108 modules (4 rows of 27) Supplied with 2 blanking plates</p> 
1	0361 09	<p>1000 x 800 x 300 190 modules (5 rows of 38) Supplied with 2 blanking plates</p> 
1	0361 10	<p>1200 x 800 x 300 228 modules (6 rows of 38) Supplied with 2 blanking plates</p> 

Pack	Cat. Nos.	Metal rebate locks
10	0399 80	Square female 6 mm
10	0399 81	Triangle male 8 mm

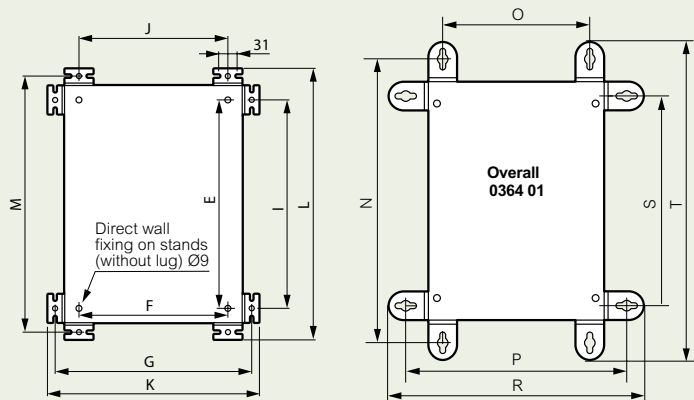
Pack	Cat. Nos.	Metal keys for rebate locks
10	0365 35	Square female 6 mm
10	0365 40	Triangle male 8 mm

Pack	Cat. Nos.	Key barrels
Supplied with set of 2 keys For key No :		
10	0399 86	405
10	0399 87	455
10	0399 88	2433 A
10	0365 45	Set of two 2433 A keys

Atlantic-E steel wall mounting enclosures

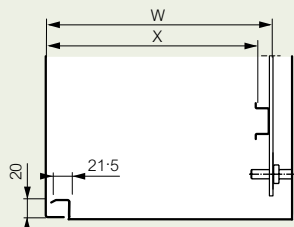
IP 66 - IK 10

■ Fixing dimensions



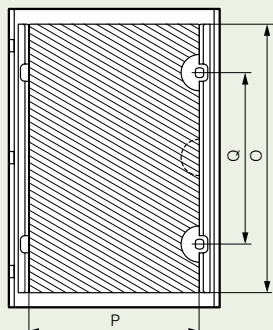
Enclosures		Vertical lugs		Mounting centres		Horizontal lugs		Mounting centres		Overall		Overall 364 01		Vertical lugs		Horizontal lugs	
H (mm)	W (mm)	M (mm)	J (mm)	E (mm)	I (mm)	G (mm)	F (mm)	L (mm)	K (mm)	T (mm)	R (mm)	N (mm)	O (mm)	P (mm)	S (mm)		
300	200	330	150	250	250	230	150	356	256	430	330	375	150	275	250		
300	300	330	250	250	250	330	250	356	356	430	430	375	250	375	250		
300	400	330	350	250	250	430	350	356	456	430	530	375	350	475	250		
400	300	430	250	350	350	330	250	456	356	530	430	475	250	375	350		
400	400	430	350	350	350	430	350	456	456	530	530	475	350	475	350		
400	600	430	550	350	350	530	550	456	656	530	730	475	550	575	350		
500	400	530	350	450	450	430	350	556	456	630	530	575	350	475	450		
500	500	530	450	450	450	530	450	556	556	630	630	575	450	575	450		
600	400	630	350	550	550	430	350	656	456	730	530	675	350	475	550		
600	500	630	450	550	550	530	450	656	556	730	630	675	450	575	550		
600	600	630	550	550	550	630	550	656	656	730	730	675	550	675	550		
700	500	730	450	650	650	530	450	756	556	830	630	775	450	575	650		
800	600	830	550	750	750	630	650	856	656	930	730	875	550	675	750		
800	800	830	750	750	750	830	750	856	856	930	930	875	750	875	750		
1000	600	1030	550	950	950	630	550	1056	656	1130	730	1075	550	675	950		
1000	800	1030	750	950	950	830	750	1056	856	1130	930	1075	750	875	950		
1200	800	1230	750	1150	1150	830	750	1256	856	1330	930	1275	750	875	1150		

■ Usable depth



Enclosures depth (mm)	Back of enclosures	
	W (mm)	X (mm)
150	130	115
200	180	165
250	230	215
300	280	265

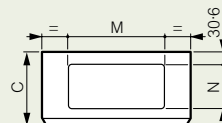
■ Doors : usable area dimensions



Enclosures H x W (mm)	Door usable space			Locking position Q (mm)
	Height O (mm)	Width P (mm)	Area (dm ²)	
300 x 200	251	80	2.0	(1)
300 x 300	251	180	4.5	(1)
300 x 400	251	280	7.0	(1)
400 x 300	351	180	6.3	(1)
400 x 400	351	280	9.8	(1)
400 x 600	351	480	16.8	(1)
500 x 400	425	280	11.9	(1)
500 x 500	425	380	16.1	(1)
600 x 400	525	280	14.7	350(2)
600 x 500	525	380	19.9	350(2)
600 x 600	525	480	25.2	350(2)
700 x 500	625	380	23.7	450(2)
800 x 600	725	480	36.0	550(2)
800 x 800	725	680	49.3	550(2)
1000 x 600	925	480	44.4	750(2)
1000 x 800	925	680	62.9	750(2)
1200 x 800	1125	680	76.5	950(2)

(1) Central lock
(2) Top and bottom lock

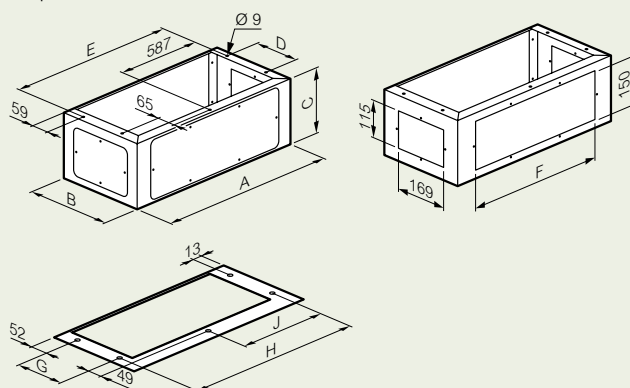
■ Cable entry plate



Enclosures (mm)			Dimensions of cable entries (mm)	
W	D	Overall depth C	M	N
200	150	155	116.5	62.5
300	150	155	116.5	62.5
300	200	205	116.5	62.5
400	150	155	116.5	62.5
400	200	205	266.5	112.5
400	250	255	266.5	112.5
500	200	205	266.5	112.5
500	250	255	266.5	112.5
600	200	205	266.5	112.5
600	250	255	466.5	147.5
600	300	305	466.5	147.5
800	250	255	466.5	147.5
800	300	305	466.5	147.5

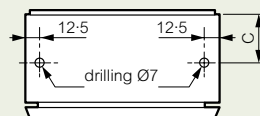
■ Plinths

Trap doors



Cat. Nos.	Enclosures W x D (mm)	A	B	C	D	E	F	G	H	J
0363 00	600 x 300	600	280	200	150	574	469	150	542	271
0363 01	800 x 300	800	280	200	150	774	469	150	742	371

■ Roof fixing position




Cat. Nos.	C (mm)
0365 51/52	100
0365 53/54/64	125
0365 56/57	150

equipment for Atlantic-E steel wall mounting enclosures

Cabstop plates, Lina plates, chassis and crosspieces

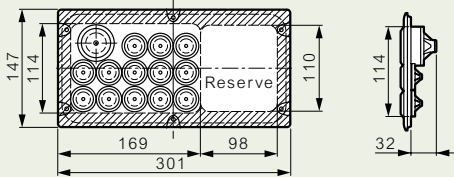
■ Cabstop plates IP 55

- Tensile resistance : 15 kg minimum
- Operating temperature : - 20 °C to + 65 °C
- ASTM No 3 resistance to cutting oil
- Resistance to incandescent wire : 750 °C according to IEC EN 60695-2-11



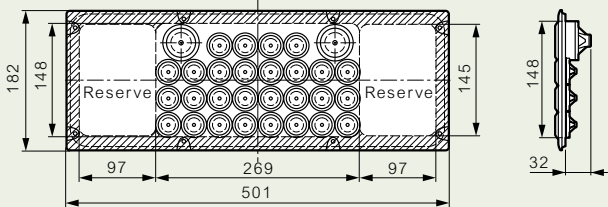
Cat. No. 0364 95

Side view



Cat. No. 0364 97

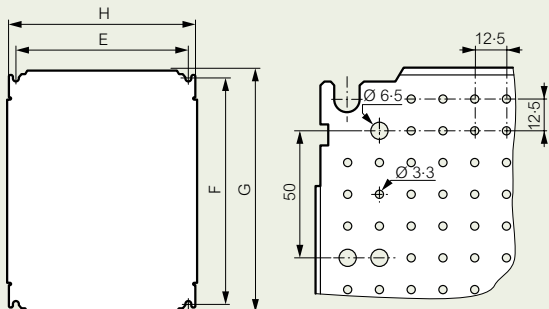
Side view



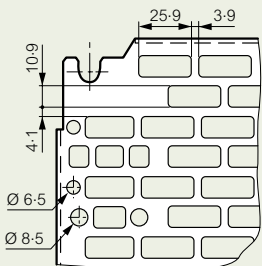
■ Lina 12.5 plain plates and Lina 25 perforated plates

Plain plate

Lina 12.5



Lina 25 perforated plate



Enclosure dimensions Height x Width (mm)	Plate dimensions Plain / Lina 12.5 / 25 plates		Usable space for equipment (dm ²)	Mounting of plates	
	G (mm)	H (mm)		F (mm)	E (mm)
300 x 200	256	156	4.2	225	125
300 x 300	256	256	6.2	225	225
300 x 400 ⁽¹⁾	256	356	8.2	225	325
400 x 300 ⁽¹⁾	356	256	8.2	325	225
400 x 400	356	356	11.7	325	325
400 x 600 ⁽¹⁾	356	556	18.7	325	525
500 x 400	456	356	15.2	425	325
500 x 500	456	556	19.2	425	425
600 x 400 ⁽¹⁾	556	456	18.7	525	325
600 x 600	556	556	29.7	525	525
700 x 500	656	456	28.7	625	425
800 x 600 ⁽¹⁾	756	556	40.7	725	525
800 x 800	756	756	55.7	725	725
1000 x 600 ⁽¹⁾	956	556	51.7	925	525
1000 x 800 ⁽¹⁾	956	756	70.7	925	725
1200 x 800	1156	756	85.7	1125	725

(1) For horizontal or vertical mounting

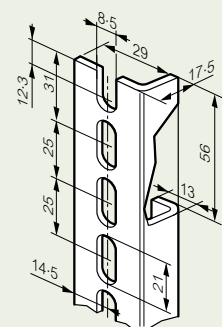
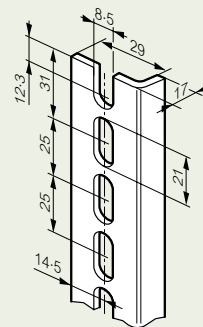
■ Assembled chassis with crosspieces and Lina 25 uprights

Enclosure dimensions Height x Width (mm)	Crosspiece length		Chassis fixing	
	A (mm)	D (mm)	B (mm)	C (mm)
300 x 300	237	243	225	225
300 x 400	237	343	225	325
400 x 300	337	243	325	225
400 x 400	337	343	325	325
400 x 600	337	543	325	525
500 x 400	437	343	425	325
500 x 500	437	443	425	425
600 x 400	537	343	525	325
600 x 600	537	543	525	525
700 x 500	637	443	625	425
800 x 600	737	543	725	525
800 x 800	737	743	725	725
1000 x 600	937	543	925	525
1000 x 800	937	743	925	725
1200 x 800	1137	743	1125	725

■ Lina 25 sectioned uprights

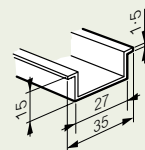
Cat. Nos. 0361 50/51/52/53/54/55/56

Cat. No. 0361 58



■ Crosspieces

Cat. Nos. 0367 80/81/82/83/84



Contact details

United Kingdom

Great King Street North,
Birmingham, B19 2LF

Customer Services:

Tel: 0845 605 4333 Fax: 0845 605 4334

E-mail: legrand.sales@legrand.co.uk

Technical Support:

Tel: 0870 608 9020 Fax: 0870 608 9021

E-mail: technical.uk@legrand.co.uk

Republic of Ireland

Tel: 01 295 9673 Fax: 01 295 4671

E-mail: legrand.sales@legrand.co.uk



Distributor:



Head office (UK and Ireland):

Legrand Electric Limited

Great King Street North, Birmingham, B19 2LF

Tel: 0870 608 9000 Fax: 0870 608 9004

Website: www.legrand.co.uk



This document is printed on sustainably sourced paper. Please recycle.

The Legrand logo is a registered trademark of the Legrand group of companies.